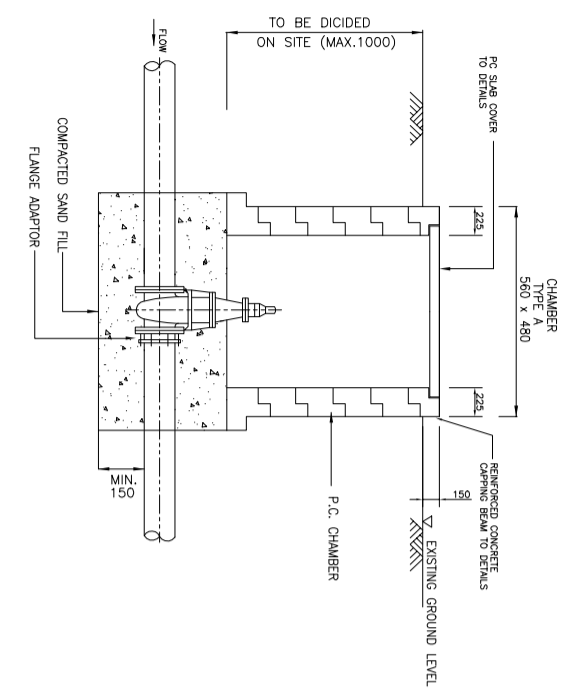
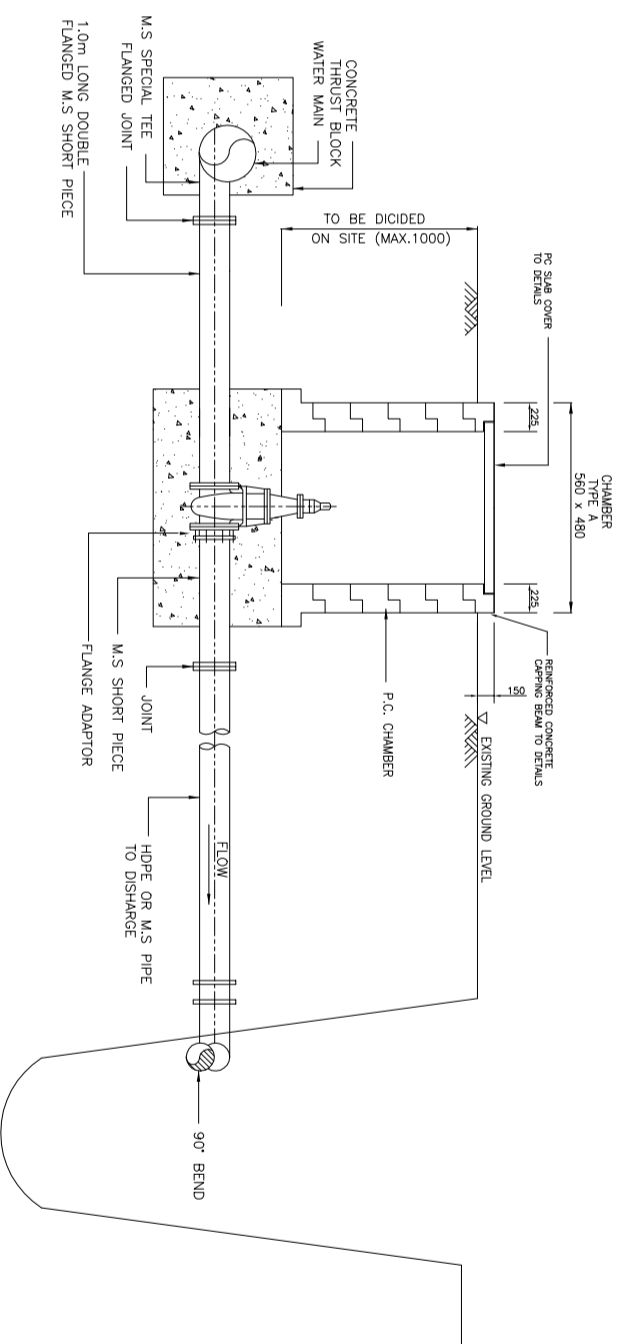


NOTE:

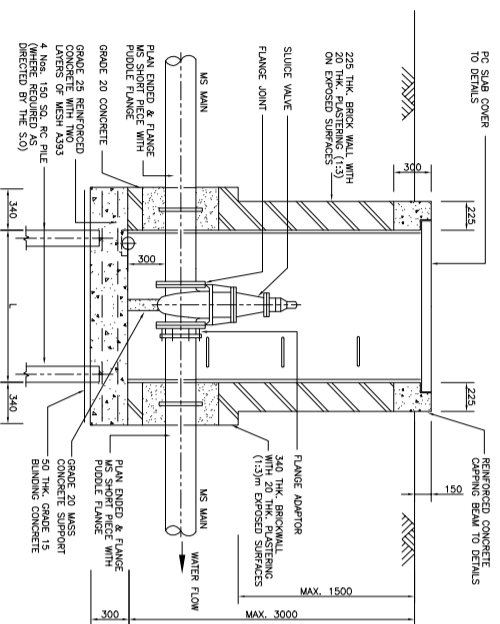
1. ALL DIMENSIONS ARE IN MILLIMETRE UNLESS OTHERWISE STATED.
2. ALL STEELWORK TO BE PAINTED WITH 2 COATS OF APPROVED ANTI CORROSION PAINT/EPoxy 325 MICRO DFT.
3. LEAN CONCRETE SHALL BE OF GRADE 15/20.
4. ALL VALVES SHALL BE OF DUCTILE IRON PN 16 TO SPAN APPROVAL.



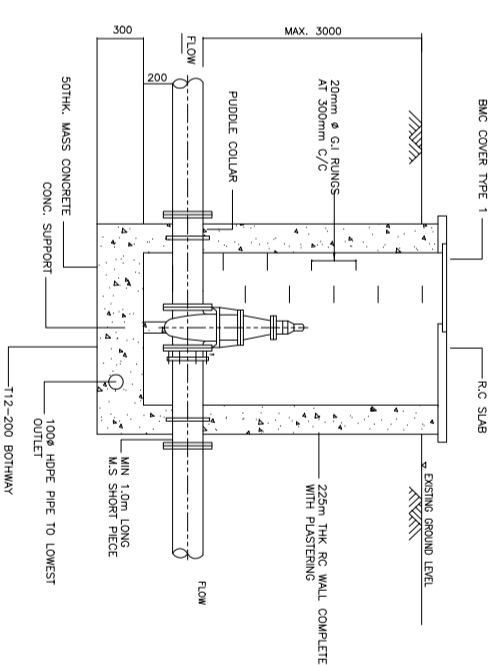
PC CHAMBER FOR SLUICE VALVE  
(DEPTH LESS THAN 1.0m)



PC CHAMBER FOR SCOUR VALVE  
DEPTH LESS 1m



CHAMBER FOR SLUICE VALVE  
(FOR PIPE DEPTH 1m TO 1.5m)



PC CHAMBER FOR SLUICE VALVE AND SCOUR VALVE  
(PIPE SIZE MORE THAN 600mm AND DEPTH MORE THAN 1.5m)

REV.	REVISIED BY	DESCRIPTION	DATE



**SAJ Holdings Sdn Bhd.** (475718-H)  
 Jalan Garuda, Larkin, P.O Box 262,  
 80350 Johor Bahru, Johor - Malaysia  
 T. +607 - 224 4040 F. +607 - 224 0033  
 1800-88-7474 ssm 019-772 7474 www.saj.com.my customer.care@saj.com.my

PROJECT :

DRAWING TITLE :

TYPICAL DETAIL OF SLUICE VALVE AND  
SCOUR VALVE CHAMBER

DRAWN BY : MAZZ DESIGNED : W.C

CHECKED : MFB APPROVED : T.C

SCALE : NOT TO SCALE DATE : DECEMBER 2013

DRAWING NO : SAJ/STD/CH/01